

## GCC Market I Equity Kamco GCC Opportunistic Fund

Factsheet I June 2020

### Fund Information

#### Benchmark

S&P GCC Composite

#### Domicile

Bahrain

#### Launch Date

April 2013

#### Structure

Open-Ended

#### NAV

USD102.51

#### Current Fund Size

USD 6.55mn

#### Base Currency

United States Dollar (USD)

#### Initial Investment

USD100,000

#### NAV Frequency

Weekly

#### Initial Charge

2%

#### Fees

Management	1.5% p.a.
Custodian	0.05% p.a.
Performance	20% over 15%
Redemption	0%

#### Selling Agent

United Gulf Bank

#### Auditors

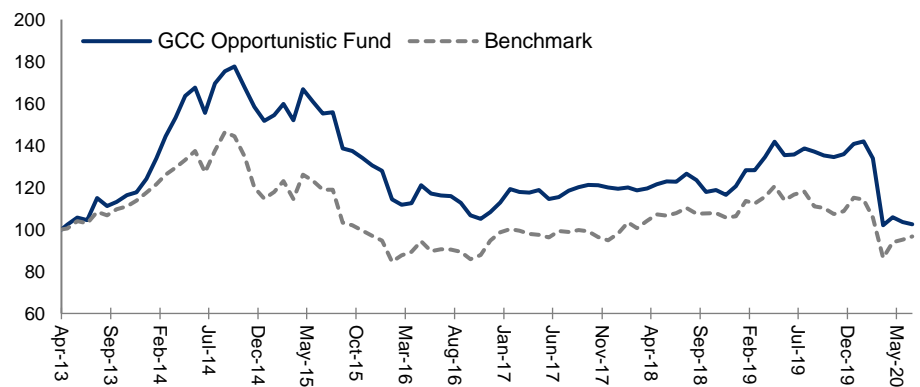
KPMG Bahrain

### Fund Objective & Strategy

Fund seeks to achieve opportunistic, short term, high risk performance by investing primarily in shares of companies listed or to be listed in the stock exchanges of the GCC countries. As an opportunistic fund, security selection is tactical in nature with a

combination of deep value and momentum. The geographic and sector allocation is based on a combination of available opportunities, diversification, and risk considerations in line with the fund's Articles of Association and Prospectus.

### USD100 Invested Since Inception



### Cumulative Returns

	1 M	3 M	6M	YTD	1 Y	3Y	5Y	S.I.
<b>Fund</b>	0.8%	0.6%	-27.2%	-27.2%	-24.5%	-11.1%	-34.0%	2.5%
<b>Benchmark</b>	-0.9%	11.7%	-16.1%	-16.1%	-17.2%	-2.6%	-18.7%	-3.4%
<b>Difference</b>	1.7%	-11.1%	-11.1%	-11.1%	-7.2%	-8.5%	-15.2%	5.9%

### Yearly Performance Ending 31st December

	2014	2015	2016	2017	2018	2019
<b>Fund</b>	22.2%	-15.6%	-11.9%	5.9%	1.0%	16.7%
<b>Benchmark</b>	-2.5%	-17.4%	4.2%	-0.5%	8.4%	8.3%

### Statistics over 5 years

Tracking Error	Beta	Information Ratio	Sharpe Ratio	Standard Deviation
8.4%	0.86	-0.39	nm	15.8%

### Fund Manager

Kamco Investment Company

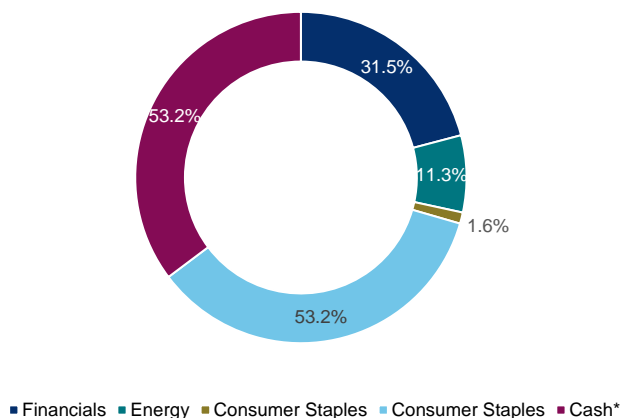
Mahmoud Tifouni

Director

Eisa Al Hasawi

Vice President

## Sector Distribution



## Top Five Fund Holdings

Gulf Bank

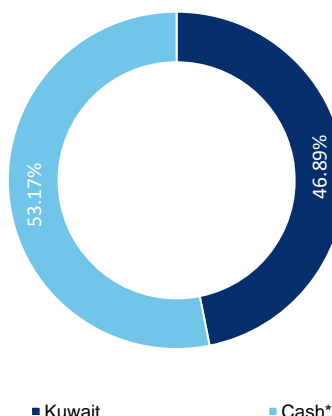
Heavy Engineering And Ship Building Co

Mabanee Company

Ahli United Bank B.U.C.

Burgan Bank

## Geographic Breakdown



## Market Commentary

US markets witnessed an epic reversal of fortune in the second quarter with S&P 500 gaining 20%- highest performance in last two decades. Identical gains were recorded in the markets across the world with both MSCI EAFE and MSCI EM surging similarly. This sharp rally comes despite the COVID-19 cases continue to rise in the US and across the globe. The commodities demonstrated the similar recovery with Brent oil surging 16.5% as oil demand started recovering and supply cuts impacts translated into prices.

Moving to the GCC, the positive momentum continued as higher oil prices and recovering global markets provided the tailwind- resulting in MSCI GCC Index gaining 2.1% during the month.

Nonetheless, year to date, the index remains in negative territory returning a negative 16%. Saudi Tadawul was flat in June as the market consolidated reflecting the stability in global energy markets. The kingdom has increased the VAT rate to 15% (from 5%) starting July-20 and while the measure to support the fiscal revenue, it is expected to impact the consumer spending adversely. In June, Kuwait gradually started easing the lock-down and benchmark premier market index gained 3.8%. Kuwaiti companies are expected to announce delayed 1Q20 and 2Q20 results together in coming months- providing more insights about the state of the economy. In the UAE, both Dubai and Abu Dhabi gained 6.2% and 3.5% respectively- as the country emerged from the coronavirus related restrictions.

Finally, Qatar gained 1.8% during the month- reflecting the regional trends.

Global and local economies and markets continue to face the unprecedented challenges. Given the outbreak of COVID-19 and its adverse impact on commodities, interest rates and overall economic growth, we expect the GCC markets to remain volatile and in negative territory in 2020. Looking beyond the pandemic, the downside risks to the regional economies can be much bigger than expected due to the magnified impact on hydrocarbon sector (lower prices and production) and potential slowdown in non-oil sector including travel & tourism, retail, real estate etc. which can lead to spending disruptions and higher deficits than budgeted.

*Past performance is not a guide to future returns. All the information contained in this document is believed to be reliable but may be inaccurate or incomplete. A full explanation of the characteristics of the investment is given in the prospectus. Any opinions stated are honestly held but are not guaranteed. The outlook expressed in this fact sheet represents the views of the fund manager at the time of preparation and are not necessarily those of the Kamco Invest as a whole. They may be subject to change and should not be interpreted as investment advice. The document is meant for financial promotion and does not provide you with all the facts you need to make an informed decision about investing and hence is not intended to constitute investment advice. The information provided should not be considered as a recommendation or solicitation to purchase, sell or hold these securities. It should also not be assumed that any investment in these securities was or will be, profitable.*